

Good Dog! Gazette

The Rover Rescue Newsletter Spring 2024

What's Inside:

- 2 Letter from the President
- 3 Great Rover Rescue Barn Sales
- 4 Winning Against Parvo
- 5 Introducing the New Cat
- 6 Housetraining Tips
- 7 Disaster Preparation
- 8 What's Ahead



Dog Pretzels

- 1 egg
- 1 cup unsweetened applesauce
- 2 cups oat flour
- ¾ cup rolled oats

Preheat oven to 350°F and line baking sheet with parchment paper.

Mix applesauce, flour, and oats in large bowl. Beat egg, reserve 1 tbsp. and add the rest to bowl.

Stir mixture until dough is tacky but not sticky. Adjust flour as needed.

Roll 2 tbsp. of dough into 10 in. long tube the width of a pencil. To shape into pretzel, form a U, twist ends together, fold back to top, and pinch in ends. Repeat with remaining dough.

Place on baking sheet and brush with reserved egg.

Bake 25-30 minutes until brown and crispy, then cool.

Store in airtight container up to 2 weeks.

Calling All Entries for the Rover T-Shirt Design Contest!

Fire up your imagination and create a terrific new graphic for this year's Rover Rescue T-Shirt Design Contest! We're looking for entries with fun, flair and ingenuity that celebrate the happiness our Rover dogs and puppies bring to their loving new families.

Your entry can have up to three colors. Be sure to include "Rover Rescue" and "roverrescue.org" in the design. Don't forget, both adults and kids will be wearing this amazing t-shirt.

To enter, email your design to info@roverrescue.org with your full name, email address and

phone number. Your graphic needs to be submitted as a pdf, eps, ai (with a transparent background), png or jpg file that's no more than 10MB in size. The recommended resolution is 300 dpi.

The deadline for submissions is **May 19, 2024**.

We'll notify the winner by email and showcase the awesome new 2024 design on Facebook, on our website and in the next newsletter. The ordering link will be included so everyone can get these great new Rover Rescue t-shirts. The winner will receive a free t-shirt with the new design, as well as the title of Top Dog Designer for 2024!

All entries must be original designs and submitted to Rover Rescue at info@roverrescue.org in one of the file formats listed above by May 19, 2024. We reserve the right to make any adjustments needed to the winning design, and the winning submission will become the property of Rover Rescue. Our decision on the winner is final.

Your fun and fabulous t-shirt graphic could help us find loving forever homes for our adoptable dogs, so get creative and send us your fantastic t-shirt design today!



The winning

**2023 Rover t-shirt designed by
Lorri Schulz and John Martin**

Rover Rescue

An All-Volunteer Group Dedicated to Giving Homeless Dogs a Happy Future

PO Box 4074 📧 Aurora, Illinois 60507 📞 630-897-7454
www.roverrescue.org

Letter from the President

Dear Friends and Family,

Your continued support means the world to us and even more to the innocent lives you've helped us save! Through Rover Rescue's foster home program, we found loving forever homes for 489 dogs and puppies in 2023 – that's more than one dog adopted every day! And you could help us make it *two dogs a day* in 2024.

This time of year, we often see an increase in the number of dogs and puppies who end up in high-kill shelters. Currently, we don't have nearly enough foster homes to provide sufficient support to our shelter partners. We desperately need your help! Are you able to provide a safe, temporary space for a homeless dog and give him the gift of time? Enough time to find a forever home?

Shelter space is limited, and time runs out before many dogs are adopted or can make it to a rescue. Shelters are full of great dogs just waiting to be matched with their forever home. With your help, Rover Rescue would be able to save many more lives.

Becoming a volunteer foster home is an amazing opportunity! Sloppy kisses and adoration are just a few of the perks. Rover Rescue covers all veterinary costs and provides the food and supplies, including toys, bowls, leashes and treats. If you're going on vacation, you won't have to pay for boarding costs – we'll put your foster dog in another foster home until you return. Your primary responsibility as a foster parent is to give your foster dog a loving, nurturing home.

Along with promoting the foster dogs and puppies on our website and in other media outlets, our foster homes participate in frequent adoption events organized throughout the area. We realize the importance of making sure the foster dogs in our program have the necessary exposure to find a loving forever family.

We can do this together! Saving one dog won't change the world, but for that one dog the world will change forever. Please consider helping now. Become a lifesaver – foster a dog today!

Warmest Regards,



Kelly Janulis, President

"He is your friend, your partner, your defender, your dog. You are his life, his love, his leader. He will be yours, faithful and true, to the last beat of his heart. You owe it to him to be worthy of such devotion."

– Unknown

Our Sponsors are the Best!

Rover Rescue is grateful for the generosity of our terrific sponsors. And our homeless dogs and puppies give them their top four-paw rating!

Lorri Civello • Tim & Joyce Lilly • The Nelson Family

The Tukker Family • Cathy & Barry Rothblum

Rebecca Bodraska – In Memory of Steve Wood



The Great Rover Rescue Barn Sales are Coming!



It's time to clear out your closet, basement and garage – on May 1st you can begin donating your unwanted items to the Great Rover Rescue Barn Sales! Give yourself more space and help our homeless dogs by bringing your toys, books, decorations, tools, housewares, clothes, and other gently used things to 326 Sharon Lane in North Aurora. Or you can take your donations directly to the barn at 5401 Route 71 in Oswego one night each week – the day and time will be announced soon on our website.

Then, get ready for incredible shopping! The first sale will be May 31 – June 2 at the barn located in Oswego. The dates for future sales are posted on our website on the Events page.

We need your help to set up everything at the barn, as well as to give us a hand during the sales this summer. If you need service hours, this is a fast, easy way to get them! Even if you can volunteer for only for a few hours, please call or text us at 630.897.7454 or email info@roverrescue.org – we need all the helping hands we can get!

Keep an eye on our website at roverrescue.org for details on all the sales throughout the summer. Don't miss your chance to find the most terrific deals around!



Every year, about 3.1 million dogs end up in animal shelters in the U.S. – but only 2 million dogs are adopted from shelters and rescues.

Join Us for Rover Eats Out

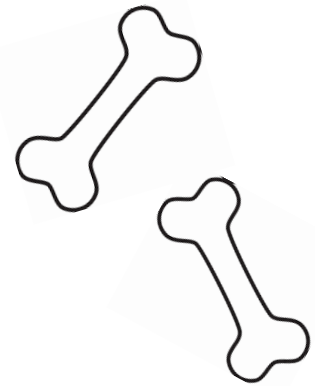
Want to help our homeless dogs *and* give your family a great dinner? Check roverrescue.org for details on upcoming Rover Eats Out dates. Lots of tails will be wagging when you join us for these yummy events!





Don't Miss Our Awesome Gift Basket Raffle

This spring, we'll be raffling another set of wonderful gift baskets filled with fantastic things that will bring a bright smile to your friend or loved one! Put in the winning bid and get the satisfaction of giving *two* gifts – an amazing basket of fun *and* the support of Rover's homeless dogs who need your help. Watch our Facebook page and website for the link to explore the contents of the newest gift baskets and place your bid.



Winning the Fight with Parvo



Parvovirus is by far one of the most vicious and deadly illnesses in the canine world. Highly contagious, it spreads quickly and easily from one dog to another. Dogs of any age are vulnerable, but it is especially lethal in puppies too young to be vaccinated against it. The initial symptoms include lethargy, lack of appetite, vomiting and diarrhea and then progress to GI bleeding, bloody diarrhea, dehydration, shock and sepsis. Left untreated, the mortality rate can be as high as 91%. The U.S. has seen an estimated 900 cases of this aggressive virus a day – well over 300,000 cases a year, which are often fatal.

Until recently, there was no treatment – the vets could only provide care for the symptoms and try to prevent the virus from spreading. However, a new monoclonal antibody treatment is now available from Elanco Animal Health, Inc. that targets canine parvovirus through a single intravenous dose. This new therapy not only prevents the virus from spreading through the dog's cells, it also resolves symptoms more quickly, shortening the course of the disease. ***In the clinical trials, every single dog treated with the medication survived.***

The medication has conditional USDA approval now and is already available to veterinary clinics for use with their patients. Full USDA approval is expected this year.



Sweet Potato Biscuits

2 medium sweet potatoes
1 teaspoon chicken bouillon powder
2 cups gluten-free oat flour, plus extra for dusting
1 cup rolled oats
2 teaspoons baking soda

Poke sweet potatoes with fork, wrap in foil and bake until done, about 1 hour. Unwrap and cool.

Scoop insides into bowl and mash, making 1¾ cups puree. Stir bouillon into 1 cup hot water, add to bowl and whisk until smooth.

Stir in flour, rolled oats and baking soda to form dough. Wrap in plastic wrap and refrigerate 2 hours or overnight.

Preheat the oven to 425°F, then reduce to 350°F. Line 2 baking sheets with parchment paper.

Lightly flour work surface, divide dough in half and roll out to ⅛-inch thick. Cut out with dog bone cookie cutter. Lay treats on baking sheets.

Bake until golden brown and crisp, 25 to 30 minutes. Let cool.

Store at room temperature in airtight container for 4 to 5 days. Makes 40.



Have a Heavy Chewer at Home?

Here are some toys your dog can really sink his teeth into, without destroying them:

Overall fun: Goughnuts .75 Black Ring Pro 50

Plush: GoDog Furballz Plush Squeaker Ball

Stuffed: Kong Cozie Marvin the Moose

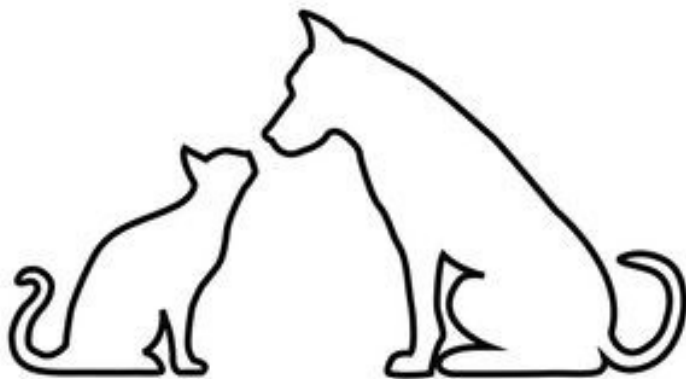
Squeaky ball: Chuckit! Ultra Squeaker Ball

Fetch: Kong Extreme Ball

Ring: Kong Ring

Rope: Mammoth Cottonblend 3 Knot Rope Toy

Bone alternative: Pet Qwerks BarkBone



Avoid the Drama When Fido Meets Garfield

How do you introduce your dog to a new feline member of the family? Here's how you can reduce the stress and potential conflict:

1. Begin by placing your cat inside a bedroom and closing the door.
2. Next, bring your dog to the outside of the door and see how he reacts when he smells your new kitty. Repeat this for several days.
3. If your dog stays calm, put him on a leash and crack the door open a couple of inches to let them see and smell each other, continuing this for a couple of days.
4. If your dog continues to stay calm, the next step is to open the door wider and let them get a really good look at each other, again, keeping your dog on a leash. Repeat each day for a week.
5. The last step is to hold your cat and let your dog approach, petting your pup if he remains calm.

If at any stage your dog becomes excited or aggressive, you may need to back up and try that step again. Taking care with the introduction can prevent many problems now and in the future.



Stick style: Petstages Dogwood Calming Chew

Stuffable: Kong Extreme

Tug: Kong Wubba

Disc: Kong Flyer

Big ball: Jolly Pets Teaser Ball

Interactive: Fable The Puffin Game

Rubber: Kong Extreme Goodie Bone

For puppies: Kong Puppy Tires

Housetraining Tips

Have a new dog or puppy that needs potty training? Below are some ideas to help him learn the rules!

Don't give your pup water too close to bedtime. To avoid accidents on the floor or extra trips outdoors during the night, stop watering your dog about 2 hours before lights out. Taking him out at regular times every day will help him get used to doing his business on schedule. For the first few days, you may also want to leash your dog to you indoors so you're always aware of where he is and he can't sneak off to potty in the corner.

Feed him in the crate. Dogs don't usually like to eat and potty in the same place. (This also provides a positive experience that helps with crate training!) Be sure to pick up any leftover food once he's finished. When your dog's ready for a potty break, take him outside immediately to avoid an accident.



Keep him on a consistent eating schedule. Morning and evening is usually best, although young puppies need to eat more often. A consistent eating schedule will help create a regular potty schedule.

Be ready with the right response, since accidents may not be avoidable at first. Housetraining is a process that can take time for success, and sometimes a refresher course is needed. So, what do you do when your dog has an accident? Leash him to a chair, table leg or another hard-to-move object that's next to the soiled spot and leave him there about 20 minutes (*longer times will reduce the impact*). Your dog won't want to stay near the stinky evidence, which makes the lesson more effective.



Be Prepared for a Disaster

You never know when a disaster is going to strike, and your dog is even more vulnerable than his human companions. It's up to you to be ready to take care of him in an emergency.

Create an emergency kit – Have a “go bag” packed and ready for your dog that you can quickly grab in an emergency which includes:

- Food and water for at least 2 weeks
- Travel bowls
- Medications, for at least 2 months
- Crate or pet carrier
- Pet ID tag, collar & leash, plus extras, just in case
- First-aid kit
- Vaccination and other medical records
- Poop bags
- Brushes and cleaning wipes
- Toys and treats
- Towels or blankets
- Current photos of your dog

Be sure to check the contents of the emergency pack frequently to ensure the food and medications haven't expired. If you know a disaster is approaching, put the bag near the door where you can find and grab it quickly. And be sure your pooch is microchipped so you can be reunited with him if you're separated during a disaster.



How You Know Your Pup Truly Trusts You




There are several signs that your dog not only loves his new family, but has also given you his trust. That's a huge deal, since he relies on you for his shelter, care and emotional security.

The first sign of trust is when your dog *knows* the daily routine – the time to wake up, go for a walk, have his meals and go to bed. Other signs include swiping your shoes or clothing, reacting to your body language and sleeping in the same room with you. Another *really* strong sign is making eye contact with you. This releases oxytocin, often referred to as the “love hormone,” in both you and your dog. Your dog also demonstrates his trust in you with touch, such as leaning into you and cuddling close.

If your dog cowers or shakes, it could be an indication of anxiety or fear of a human, another dog or a perceived threat. Other signals of fear might be aggressive behavior, like barking or lunging, especially when his fur and tail are raised and his teeth are displayed. Less obvious signs of discomfort include recurring licking, panting, moving slowly and acting like he's on high alert. Refusing food, pacing and keeping his distance are additional indications of nervousness.


Just like with your human friends, your dog may need some time to get to know his new family and build a strong, loving relationship with you. But taking care to create close ties with your four-legged buddy now will lead to a tight bond and a sweet future ahead!




Have a plan ready in advance – Figure out the best escape route, checking to see which places will welcome pets. Your dog won't understand what's going on and will probably be confused or scared and may become defensive, aggressive or try to escape. Be sure to secure him with a leash or in a pet carrier immediately if you're going to evacuate.

Many shelters will not accept dogs or cats, so you might consider pet-friendly motels, as well as the homes of friends and family. If the situation is immediate and you're scrambling to locate a shelter that can temporarily take care of your dog, call 211 to be connected to community services that might be able to help. Veterinary hospitals, kennels and animal shelters often open their doors to provide temporary havens in disaster situations. If you need to shelter in place, take your pets to an interior room, away from flying debris. If there's a flood risk, go to the highest floor, preferably with some type of exterior access.

Work out a backup system – Create a plan for your neighbors, friends or relatives to evacuate your dog if you're away from home during an emergency. Let them know where your emergency pet kit is and where to meet once it's safe. This gives your dog designated caregivers who will quickly step in to help and provide him with another layer of security.



Beware of hazards during and after a disaster – Steer your dog around anything that could harm him on the ground, from hazardous debris to spilled chemicals, sewage water and downed power lines. His curiosity could easily lead to him into peril.



Rover Rescue

P.O. Box 4074
Aurora, Illinois 60507

PRSR STD
US POSTAGE
PAID
NORTH AURORA IL
PERMIT NO 19

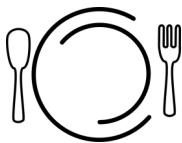
Change Service Requested

What's Ahead?



Foster a Dog & Save a Life!

As a foster parent to a homeless dog, you can save a life today! Find out how at roverrescue.org or call or text 630.897.7454 now.



Rover Eats Out

Join us for dinner at our Rover Eats Out fundraisers and help our homeless dogs. Check our website for upcoming dates and locations.



The Great Rover Rescue Barn Sales

Clear out your closets! We'll begin taking donations for the Great Rover Rescue Barn Sales on May 1st. Want to help at the sales? Contact us today at 630.897.7454 or info@roverrescue.org for donation locations and/or to volunteer. Then, get ready for a summer full of great shopping!